

## D 7 ProCor

ProCor Camprofile Gasket, Rip profiled metal base covered with graphite or PTFE, optional with or without center ring(s).

### Characteristics

For flange connections in high pressure pipe line construction and fittings  
Extremely low leakage with PTFE spiral. Helium leakproof  $10^{-8}$  mbar l/(ms)  
High temperature resistance to 1020 °F with graphite spiral

### Main application

- For all flanges inside the main traction line
- High level of temperature and pressure resistance

### Suitable for




- Power plants
- Petrochemical plants
- Chemical industry

### Packing Units

- For Flanges according to DIN, PN 10-320 and DIN 2697:
- ANSI flanges B 16.5 and MS-SP 44
- Tongue/groove flanges according to DIN 2691 or ANSI B 16.21
- Male/female flanges according to DIN 2692
- Flanges following API Std. 605.
- Dimensions according to ANSI B 16.21

Covermaterial	Temperature range [°F]	Surface pressure at 68 °F		Surface pressure at 570 °F <sup>1)</sup>	
		min. [lbf/in <sup>2</sup> ]	max. [lbf/in <sup>2</sup> ]	min. [lbf/in <sup>2</sup> ]	max. [lbf/in <sup>2</sup> ]
PTFE	-200 ... +500	2900	72500	4350	35200
Graphite	-200 ... +930	2900	72500	4350	35200

<sup>1)</sup> pay attention to the temperature limit of PTFE

Construction	
BA 1	
BA 2	
BA 3	

All technical information and advice is based on our experience and will be given most conscientiously but without any liability.  
Indication and figures are for guidance only and need to be examined by the user. All sizes are subject to manufacturing tolerances. We reserve the right to modify specifications at any time.  
Please note that the technical values cannot be used all at the same time in their maximum values.