






## A 99 Spezialgraph

**Braided of Flexible Expanded Graphite Tape with High Temperature Inconel Mesh Reinforcement**

### Characteristics

- Universal plant wide use in static applications
- Extrusion stability through ultrafine 10 myh Inconel Mesh Reinforcement on each strand
- Non hardening, good reset capability, coefficient of thermal expansion corresponds to the coefficient of steel
- High temperature and pressure resistance
- Easy to cut, assemble and disassemble
- Low coefficient of friction minimizes the adjustment force in valves
- For valve applications rings should be approx. 25 - 30 % compressed at installation
- A 99 can be used as bullrings for style A 44 I, P60 and ARF
- Die formed rings are recommended
- Contains effective passive corrosion inhibitor

### Operating range

			
p [bar]	0	0	500
v [m/s]	0	0	
t °C	-200 ... +650		
pH	0 - 14		
g/cm <sup>3</sup>	1.35		

Practical useful application data:  
max. temperature in oxidizing  
atmosphere: +450 °C

### Main application


- Valves
- Fittings
- Gate valves
- Flaps

### Suitable for

- Power plant technology
- Boiler houses
- Petrochemical plants

### Approvals

- API 622
- Firesafe API 589
- BAM for gaseous oxygen  
60 °C/25 bar



### Braided tape with High Temperature Inconel Mesh Reinforcement

Precompressed rings and ringsets reduce substantially the consolidation of packing and stabilise the sealing result.

### Form of delivery

This packing can be manufactured from 4 to 30 mm square as well as in intermediate, inch sizes and special measurements.

- 04 - 09 mm on 1 kg spool
- 10 - 15 mm on 2,5 kg spool
- 16 - 25 mm on 5 kg spool

Special length, pre-cut or die formed rings on request.

1 kg of packing of the following cross-sections is equivalent to displayed meter lengths:

Size mm	Meter	Size mm	Meter
4	43.1	13 [1/2"]	4.3
5 [3/16"]	27.6	14 [9/16"]	3.5
6	19.2	15	3.1
6.4 [1/4"]	17.1	16 [5/8"]	2.7
8 [5/16"]	10.8	18	2.1
9.5 [3/8"]	7.6	19 [3/4"]	1.9
10	6.9	20	1.7
11 [7/16"]	5.6	22 [7/8"]	1.4
12	4.8	25 [1"]	1.1

All technical information and advice is based on our experience and will be given most conscientiously but without any liability.

Indication and figures are for guidance only and need to be examined by the user. All sizes are subject to manufacturing tolerances. We reserve the right to modify specifications at any time.

Please note that the technical values cannot be used all at the same time in their maximum values.