






A 66 Incograph HT

Braided of Flexible Expanded Graphite Tape with high temperature resistant Inconel-mesh reinforcement

Characteristics

- Universal plant wide use in static applications
- Extrusion stability through ultrafine 10 myh Inconel mesh reinforcement on each strand
- Non hardening, good reset capability, coefficient of thermal expansion corresponds to the coefficient of steel
- High temperature and pressure resistance
- Easy to cut, assemble and disassemble
- Low coefficient of friction minimizes the adjustment force in valves
- For valve applications rings should be approx. 25 - 30% compressed at installation
- A 66 can be used as bullrings for style A 44, A 44 I, P 60 and ARF
- Die formed rings are recommended

Operating range

| |  |  |  |
|--------------------|---|---|---|
| p [psi] | 0 | 0 | 7,250 |
| v [fpm] | 0 | 0 | |
| t °F | -330 ... +1,200 | | |
| pH | 0 - 14 | | |
| lb/in ³ | 0.0415 | | |

Practical useful application data:
max. temperature in oxidizing
atmosphere: +750 °F

Main application


- Valves
- Fittings
- Gate valves
- Flaps

Suitable for

- Power plant technology
- Boiler houses
- Petrochemical plants

Approvals

BAM for gaseous oxygen
870 psi / 77 °F



Braided tape with High Temperature Inconel mesh reinforcement



Form of delivery

This packing can be manufactured from 3 to 30 mm / 1/8" to 1.2" square as well as in intermediate, inch sizes and special measurements.

- 03-09 mm/1/8"-5/16" on 2 lbs spool
- 10-15 mm/3/8"-9/16" on 5 lbs spool
- 16-25 mm/5/8"-1" on 10 lbs spool

Special length, pre-cut or die formed rings on request.

1 lbs of packing of the following cross-sections is equivalent to displayed lengths in feet:

| Size | Feet | Size | Feet |
|-------------|-------|-------------|------|
| 3.2 [1/8"] | 126.3 | 12 | 9.0 |
| 4 | 80.9 | 12.7 [1/2"] | 8.0 |
| 5 [3/16"] | 51.8 | 14 [9/16"] | 6.6 |
| 6 | 35.9 | 15 | 5.8 |
| 6.35 [1/4"] | 32.1 | 16 [5/8"] | 5.1 |
| 7 | 26.4 | 18 | 4.0 |
| 8 [5/16"] | 20.2 | 19 [3/4"] | 3.6 |
| 9.5 [3/8"] | 14.3 | 20 | 3.2 |
| 10 | 12.9 | 22 [7/8"] | 2.7 |
| 11 [7/16"] | 10.7 | 25 [1"] | 2.1 |

All technical information and advice is based on our experience and will be given most conscientiously but without any liability.

Indication and figures are for guidance only and need to be examined by the user. All sizes are subject to manufacturing tolerances. We reserve the right to modify specifications at any time.

Please note that the technical values cannot be used all at the same time in their maximum values.

ProPack AG

Rudolf-Diesel-Ring 28 . 82054 Sauerlach

Fon ++49 (0) 8104 6640 0 . Fax ++49 (0) 8104 6640 44
propack@propack.ag

www.propack.ag

TECHNOLOGY MADE IN GERMANY